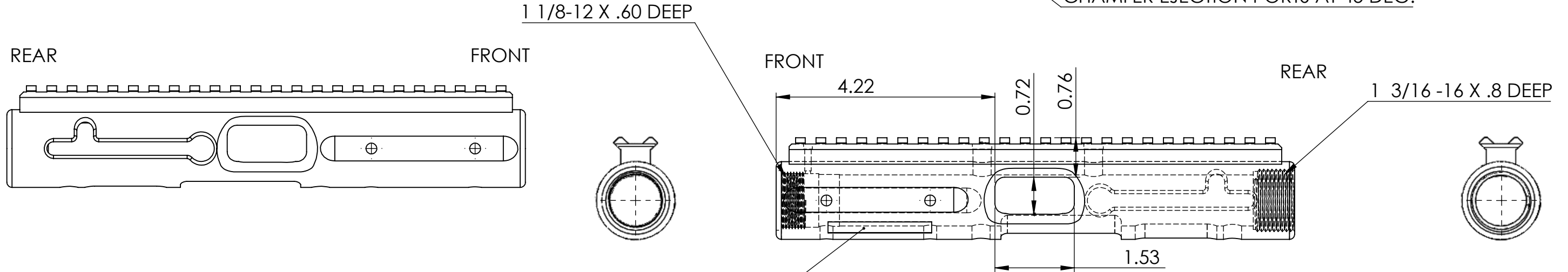
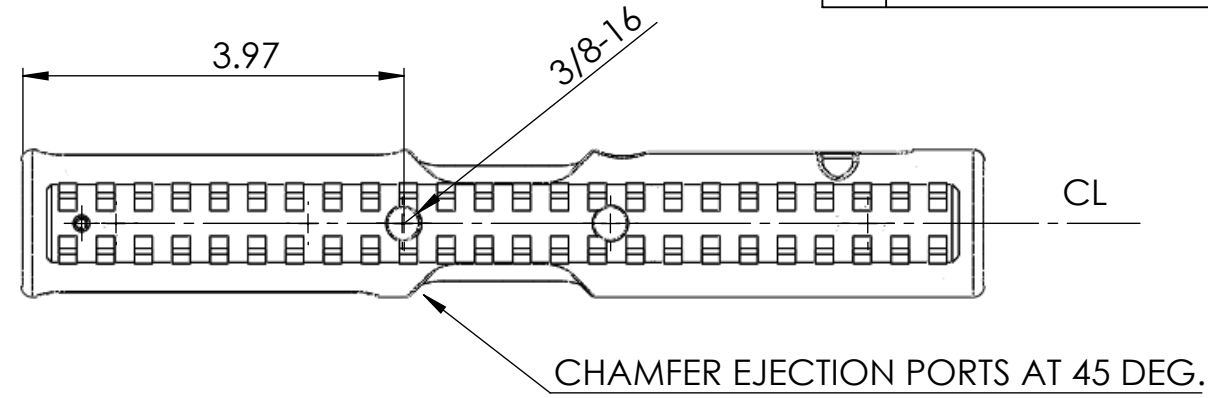
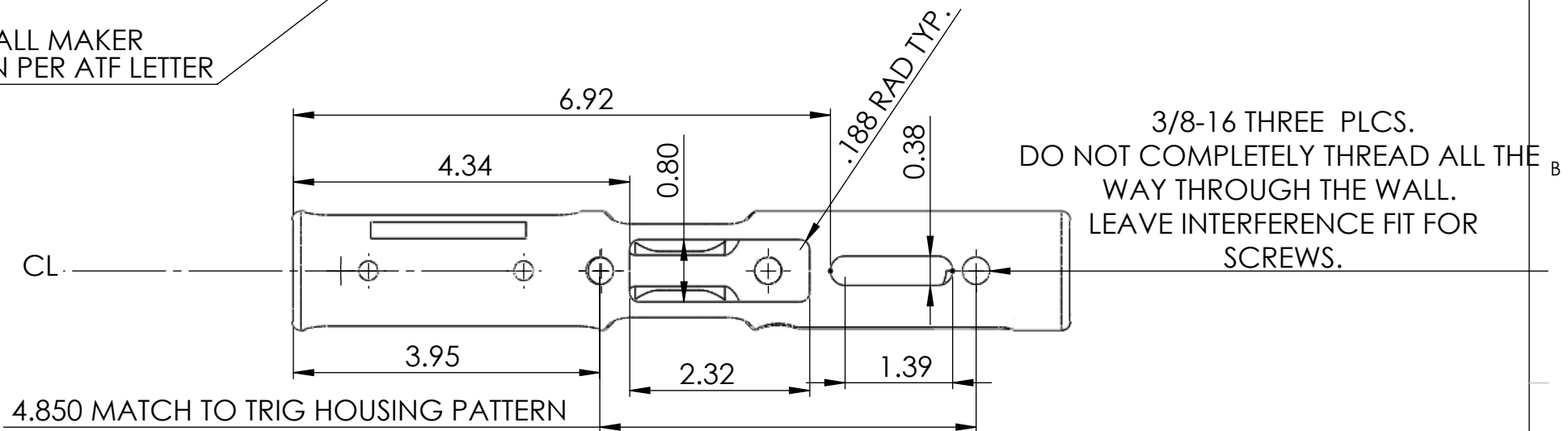


| REV | DESCRIPTION | BY | DATE |
|-----|------------------------|----|----------|
| 0 | INITIAL DESIGN | TB | 12/15/12 |
| 1 | RELEASE FOR PRODUCTION | TB | 8/31/17 |

NOTE:
 1. REVIEW ALL ASR GUN SMITH VIDEO LINKS AT TNWFIREARMS.COM
 2. REVIEW BATF LETTER PROVIDED AND MARK AS DEPICTED.
 3. MACHINE L & R EJECTION PORTS AS NEEDED.
 4. AFTER PLATING AND FINAL ASY. LOCKTITE ALL THREADS
 5. ADJUST BUFFER TUBE FOR CORRECT BOLT TRAVEL.



NOTE: MARK ALL MAKER INFORMATION PER ATF LETTER



NOTES:

- PART TO BE FREE OF SHARP EDGES AND BURRS.
- MATERIAL: (ALUM)
- SURFACE TREATMENT: Lite S.B. & PARK
- HEAT TREAT TO: RC-XX

TNW FIREARMS, INC.
 55325 Timber Road
 Vernonia, Oregon - 97064
 Phone (503) - 429 - 5001
 Fax (503) - 429 - 3505

THIRD ANGLE PROJECTION

UNLESS OTHERWISE SPECIFIED
 DIMENSIONS ARE IN INCHES
TOLERANCES:
 .X ± .020
 .XX ± .010
 .XXX ± .005
 ANGULAR: ± 2°
 INTERPRET DRAWING PER:
 ASME Y14.5M - 1994
 MATERIAL: SEE NOTE 2
 FINISH: 32 Min unless noted

TNW FIREARMS, INC. CONFIDENTIALITY INFORMATION

THIS DRAWING CONTAINS CONFIDENTIAL INFORMATION AND IS ISSUED WITH THE CONDITION THAT IT BE RETURNED ON DEMAND AND NOT TO BE COPIED, REPRODUCED, DISCLOSED TO OTHERS OR USED IN THE DESIGN OR MANUFACTURE OF PARTSWITHOUT PRIOR WRITTEN CONSENT FROM TNW FIREARMS, INC.

| NAME | DATE | TITLE: |
|-----------|------|--|
| DRAWN | | ASR GUNSMITH FIREARM REC KIT |
| MFG APPR. | | |
| Q.A. | | SIZE: B |
| Used On: | | DWG. NO. ASRH-XPKG-XXXX-XXXX-XX01 |
| | | REV 1 |

N.T.S. SHEET 1 OF 1

REAR